





STEPHENS

INTERNATIONAL PUBLIC SCHOOL

DR. APARNA KIDS KINGDOM (THE NURSERY SCHOOL)

Session – 2023-24



Class

NURSERY



Dear Parents,

As summer vacations begin, it is time for our students to enjoy and nurture their bond with family, friends and relatives. Children are born with creativity and the innate curiosity to learn about the things around them. It is vital to help them keep this spark alive and to make learning fun. So, here we have some meaningful and creative activities to occupy the little ones in their free time. We have also incorporated a few worksheets for the revision of the concepts taught in the class.

We wish you and your family a safe summer holidays.





Here are some tips for your summer break

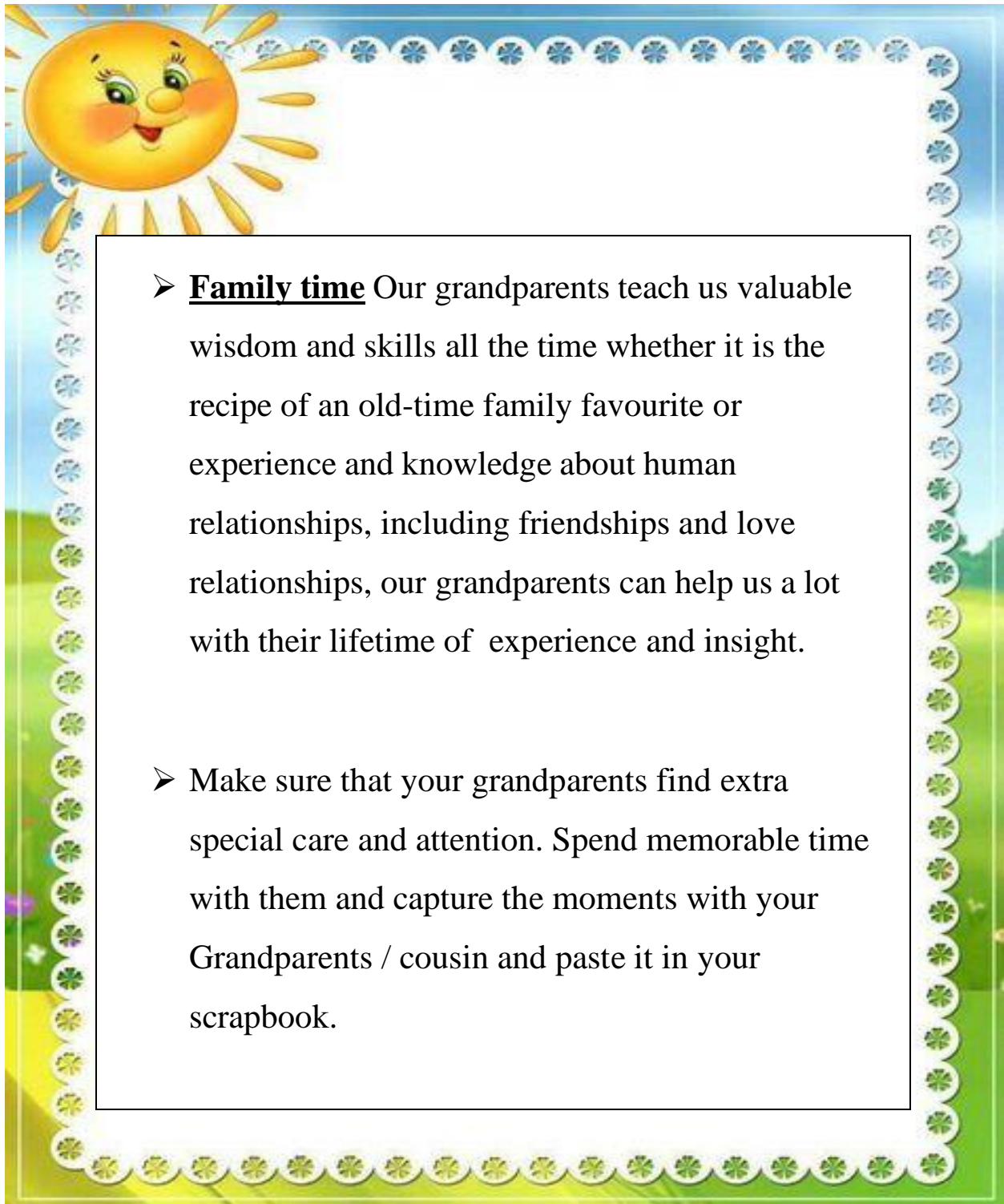
- Follow a routine: Avoid eating and sleeping at irregular timings.
- Enjoy summer fruits, nutritious food and drink plenty of water.
- Give proper time to learning

“SELF HELP” IS ALWAYS GOOD TO LEARN

For Student

- Put your clothes in almirah /closet.
- Help your parents and try to eat meals by yourself.
- Keep your books / notebooks in their place.

Note:- While performing these responsibilities, take pictures, make videos and share in your class.



- **Family time** Our grandparents teach us valuable wisdom and skills all the time whether it is the recipe of an old-time family favourite or experience and knowledge about human relationships, including friendships and love relationships, our grandparents can help us a lot with their lifetime of experience and insight.
- Make sure that your grandparents find extra special care and attention. Spend memorable time with them and capture the moments with your Grandparents / cousin and paste it in your scrapbook.

- “ It is always good to listen to your kids and for your kids also it is good to listen to the family, listening to each other creates bonding”.





SPEAKING SKILLS

Make sure you converse in English with your child to enhance his / her fluency in the language and overall build up your child's confidence.

Below are few sentences to be used in routine conversation with your child.

1. It's too hot today.
2. Mom I am tired.
3. Please change my clothes.
4. May I go to play?
5. When will dad come back from office?
6. I am hungry/ thirsty.
7. Please clean my face.
8. Ice - cream is very yummy.
9. May, I help you?
10. Is dad not at home?



11. Mom, please give me a hug.

12. Nice to meet you.

13. Good morning/ Good night dad & mom.

14. Thank you for your help.

15. I am feeling happy today.





FATHER'S DAY CELEBRATION

A dad is someone who holds you when you cry, scolds you when you break the rules, shines with pride when you succeed and has faith in you even when you fail.

Have an outing with your father on this Father's Day. Spend the day filled with togetherness, bonding and lots of fun and joy. Capture the cherished memories and paste them in your scrapbook and share in your class WhatsApp group.





NATURE WALK

Go for a nature walk with your parents, walk and observe beautiful plants around you with them. Collect leaves of different shapes and colours. Try to make an image like the one given below.



Note:- Do this activity in the scrapbook.



DANA PANI


Summers are cruel to all alike, but birds and stray animals find it harder to survive the heat without shade and water to quench their thirst. Birds fly for miles to get to a water body, though it might not be possible to provide water and food to all the birds and animals, but it is well within our reach to make a difference!

“It’s time to enhance your talents and demonstrate your best creativity to the nature”.

You just have to keep a bowl of Dana-Pani for birds and animals and be a part of this change.




Note:- Keep a bowl of Dana Pani for birds. When the birds will arrive, click their pictures, make videos and share through class WhatsApp group.



Note: Work to be done during the first week of vacation.



Join each letter to the picture with same beginning sound.



B

A

E

C

K

H



Match the first letter of the picture.

C



F



L



E



B




Encircle the alphabet M

M	A	U	M	V	T
X	S	M	R	E	W
M	Z	B	M	F	Y



Circle all the pictures related to the beginning sound of the alphabet







Vehicles



Can you take the kids to their vehicles? Can you name each Vehicle which is your favourite :-)





हिंदी

Note: Work to be done during the second week of vacation.



सही वर्ण को चित्र से मिलाओ



श

उ

अ

आ

इ

ऊ




चित्र को चित्र से मिलाओ।





सही अक्षर पर गोला लगाओ

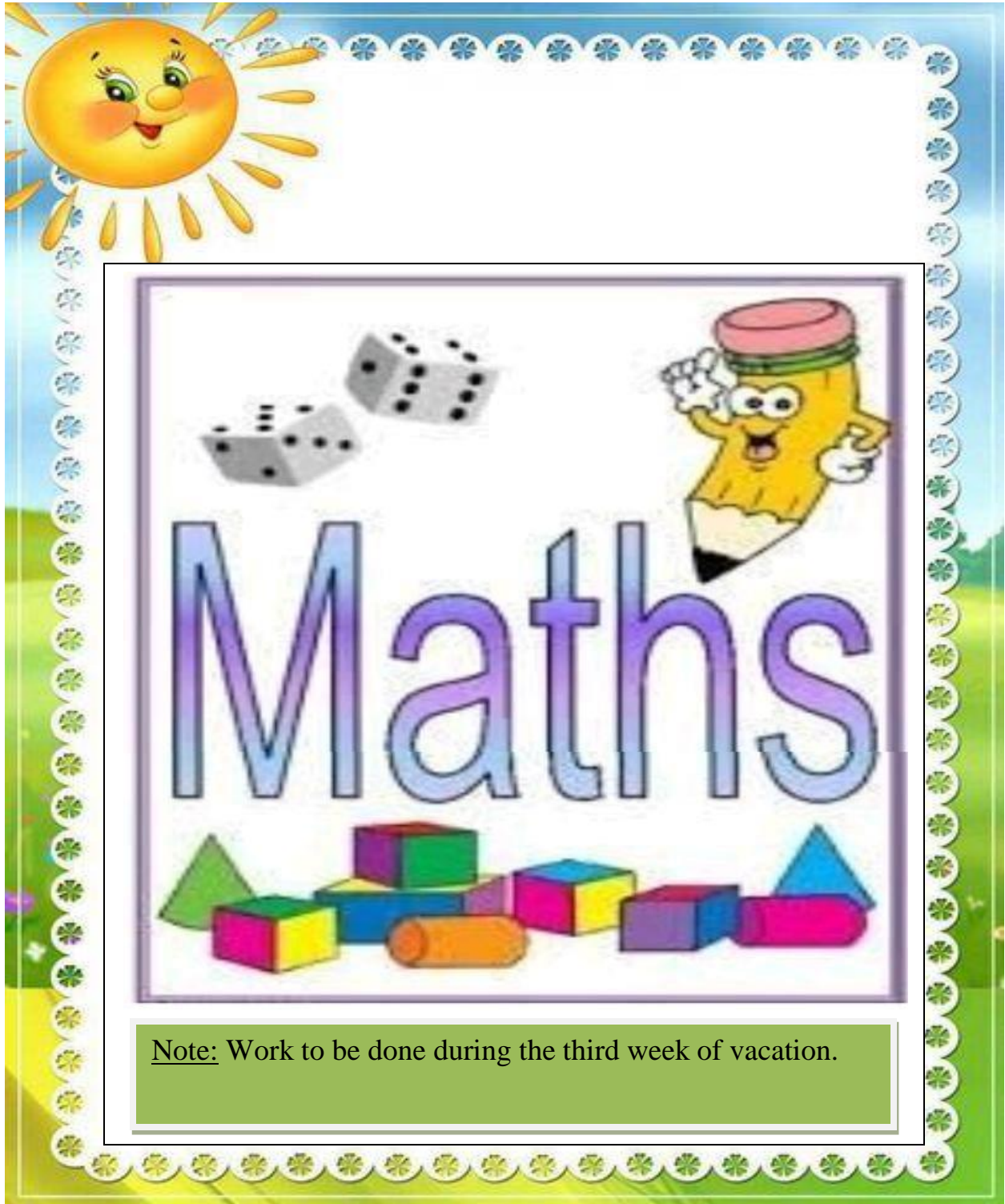
ऐ अ ऊ



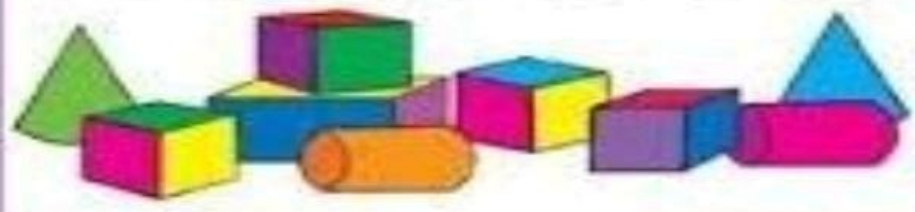
ऐ अं ऊ

ऐ अ ऊ









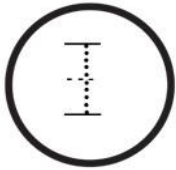
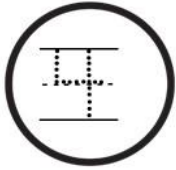
Maths



Note: Work to be done during the third week of vacation.



Number Match





Circle the number 2



2 bananas



2 bangles






5 9
 2
2 3 2
 8
1 1 2





NUMBERS 1 TO 5

Trace Numbers, Count and Color the Animals.

1	1	
2	2	
3	3	
4	4	
5	5	



Count the number of objects

How many ____?



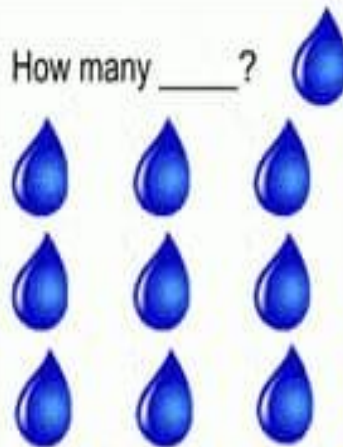
How many ____?



How many ____?



How many ____?





Count the Shapes & Connect the Numbers



1

2

3

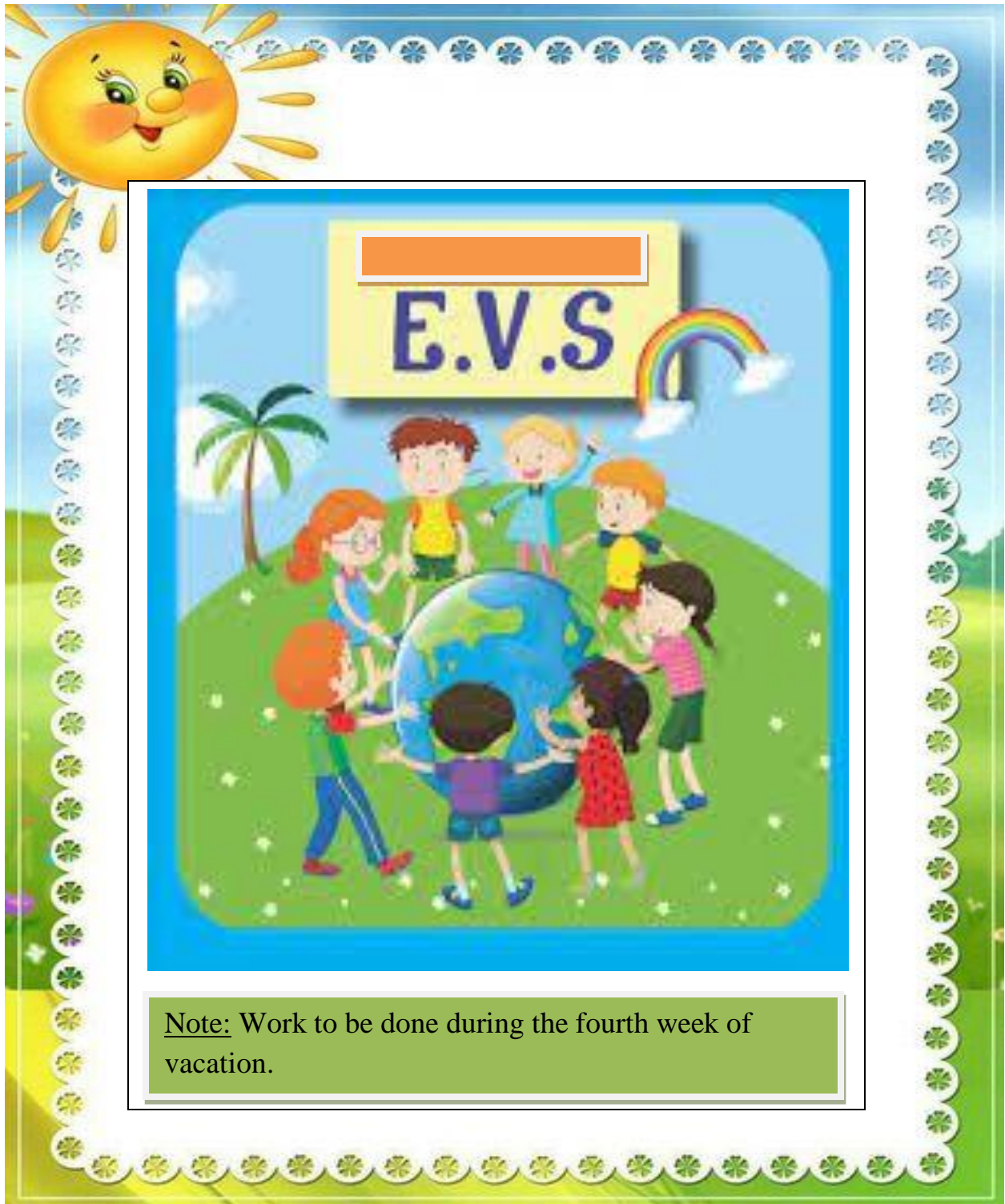
4

5

6


7





[Blank space for student name]


E.V.S



Note: Work to be done during the fourth week of vacation.



all about me!



My name is



My age is

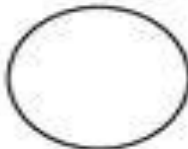
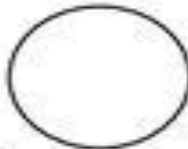


I Am A

A Picture
of me!

My hair
color is


My eye
color is



Girl

Boy

Paste pictures of your family members in the space given below.





Activity: -

Make a beautiful card on the occasion of Father's Day and share the videos and photographs in your class WhatsApp group.





Fireless cooking

Bunny sandwich



Click on the link given below for the recipe of sandwich making. Share videos of making sandwiches through WhatsApp in your class group.

https://youtu.be/9G59_DBXq_g

Paste pictures of any five vegetables, fruits, sense organs and shapes in your scrapbook.

