



STEPHENS

INTERNATIONAL PUBLIC SCHOOL



DR. APARNA KIDS KINGDOM



CLASS : L.K.G





Summer is singing with joy, and the beaches are inviting you with dancing waves.






Dear Parents,

As summer vacations begin, it is time for our students to enjoy and nurture their bond with family, friends and relatives. Children are born with creativity and the innate curiosity to learn about the things around them. It is vital to help them keep this spark alive and to make learning fun. So, here we have some meaningful and creative activities to occupy the little ones in their free time. We have also incorporated a few worksheets for the revision of the concepts taught in the class.

We wish you and your family a safe summer holidays.



SPEAKING SKILLS

Make sure you converse in English with your child to enhance his / her fluency in the language and overall build up your child's confidence.

Below are few sentences to be used in routine conversation with your child.

1. It's too hot today.
2. Mom I am tired.
3. Please change my clothes.
4. May I go to play?
5. When will dad come back from office?
6. I am hungry/ thirsty.
7. Please clean my face.
8. Ice - cream is very yummy.
9. May, I help you?
10. Is dad not at home?

11. Mom, please give me a hug.

12. Nice to meet you.

13. Good morning/ Good night dad & mom.

14. Thank you for your help.

15. I am feeling happy today.





Make a three-in-one notebook and practice the following writing daily.


English: - Practice Capital and Small Cursive. (A a to M m)

Book work:- Do Kidopia Literacy Workbook Page No. (3 to 23)



Q. 1. Write the First letter of the given pictures in CAPITAL.













Note:- Work to be done during the second week of summer vacation.



हिन्दी

स्वर तथा व्यंजन का लिखित अभ्यास करें। ((अ से अः) (क - ज))।

Book work -(Do P.no.12,13,14,16,17,18,19,20,21,22) (सुगम सुलेख)

अ

आ

आ

अ

उ

ऊ

ऊ

उ

चित्र देखकर सही अक्षर पर बोला बताओ।



आ अ उ



उ ऊ अ



अ उ ऊ



अ उ ऊ

रिक्त स्थान भरो

| | | | |
|---|---|---|----|
| अ | | इ | |
| | ऊ | | |
| ऐ | | | अं |
| | | | |



E.V.S

Note: Work to be done during the third week of vacation.








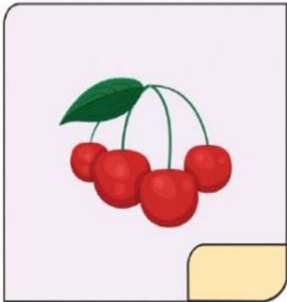



Paste or draw on scrap book:-

- **3 Green Colour Fruits**
- **3 Brown Colour Fruits**
- **3 Red Colour Fruits**
- **10 Green Colour Vegetables**
- **Different Rooms In Your Home**
- **Body Parts**



Worksheet

Write 'F' for Fruits & 'V' for Vegetables






Picture Matching





Maths



Note: Work to be done during the fourth week of vacation.




- Do practice of forward Counting 1 to 100.
- Backward Counting 10 to 1
- Draw or paste different shapes with different colour paper. (Triangle , Square)





Worksheet

Count and write:




2





Match the following:



5

8

9

7

10



Revise all the English and Hindi Rhymes done so far from the Rhymes Book.



ACTIVITY



Note: While performing the activities take pictures and share in your class WhatsApp group.

- 1) Plant a fruit or a flower seed.
- 2) Keep a water bowl for birds to protect them from heat. Also feed the stray animals if possible.
- 3) Fireless cooking:- Make lemonade



- 4) Make a card for your father to greet him on "Father's Day".



Fun &
Creative
**FATHER'S DAY
CARDS**





Hello to the long days of Summer
that I hope is filled with laughter and
sunshine.

"Happy Summer! May the warm days
ahead fill you with joy !