

STEPHENS

International  
Public  
School

वसुधैव कुटुम्बकम्



HIGHER LARGER  
FASTER

CLASS - 4

SUBJECT ENRICHMENT  
ACTIVITIES / WORK

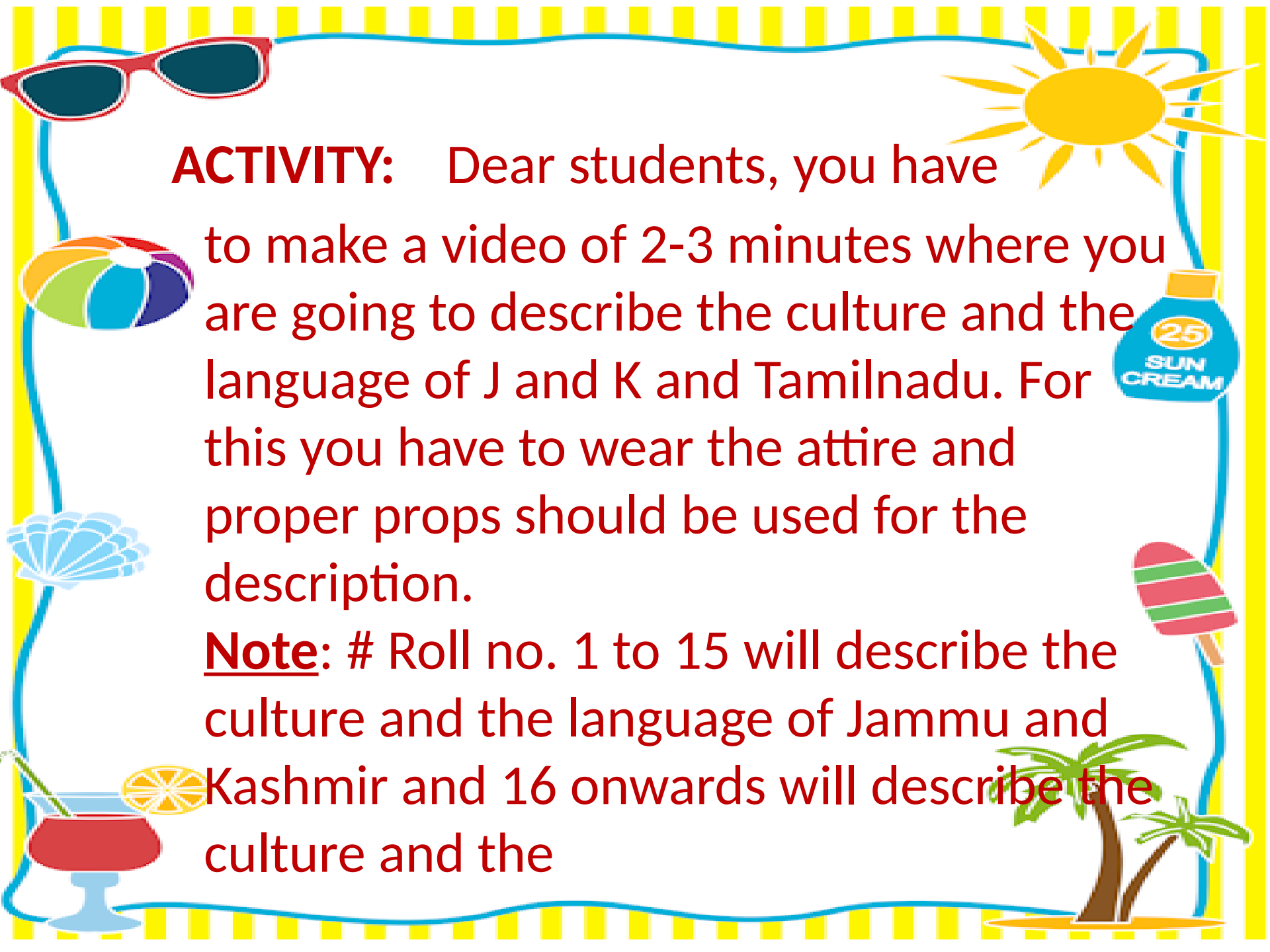




**WRITING:** Do the first 8 pages of "FUN WITH LEARNING" booklet.

**READING:** Read Chapters - 3,4,5 of mid-term syllabus.

**LEARNING:** Underline the difficult words and write down their meanings using dictionary. Also learn them.




**ACTIVITY:** Dear students, you have to make a video of 2-3 minutes where you are going to describe the culture and the language of J and K and Tamilnadu. For this you have to wear the attire and proper props should be used for the description.


**Note:** # Roll no. 1 to 15 will describe the culture and the language of Jammu and Kashmir and 16 onwards will describe the culture and the



language of Tamil Nadu.



# Your video must include the following aspects lifestyle, religions, language, spoken, dance, music and festivals celebrated.



# Kindly take care of the pronunciation part while speaking.



लेखन : Fun with learning  
(1 to 8 pages).



पढ़ना : परिवेश पाठमाला

# पाठ-अभ्यास का कमाल

# पाठ-हिमालय

# पाठ-मैं हूं मधुमक्खी

रचनात्मक गतिविधि :  
लालची बंदर कवितापर  
नाट्य प्रस्तुति।





8 4 5 3 1

**WRITING :** Do page no.1 to 8 from your "FUN WITH LEARNING."

**LEARNING :** Tables from 2 to 15

**ACTIVITY :** # Prepare a working model of Division Machine along with a short video showing how it works.

# Working with models is a good platform to put our talents to use and

5  
2  
7  
0  
9

8

3

0

5

6

4

0

2

3

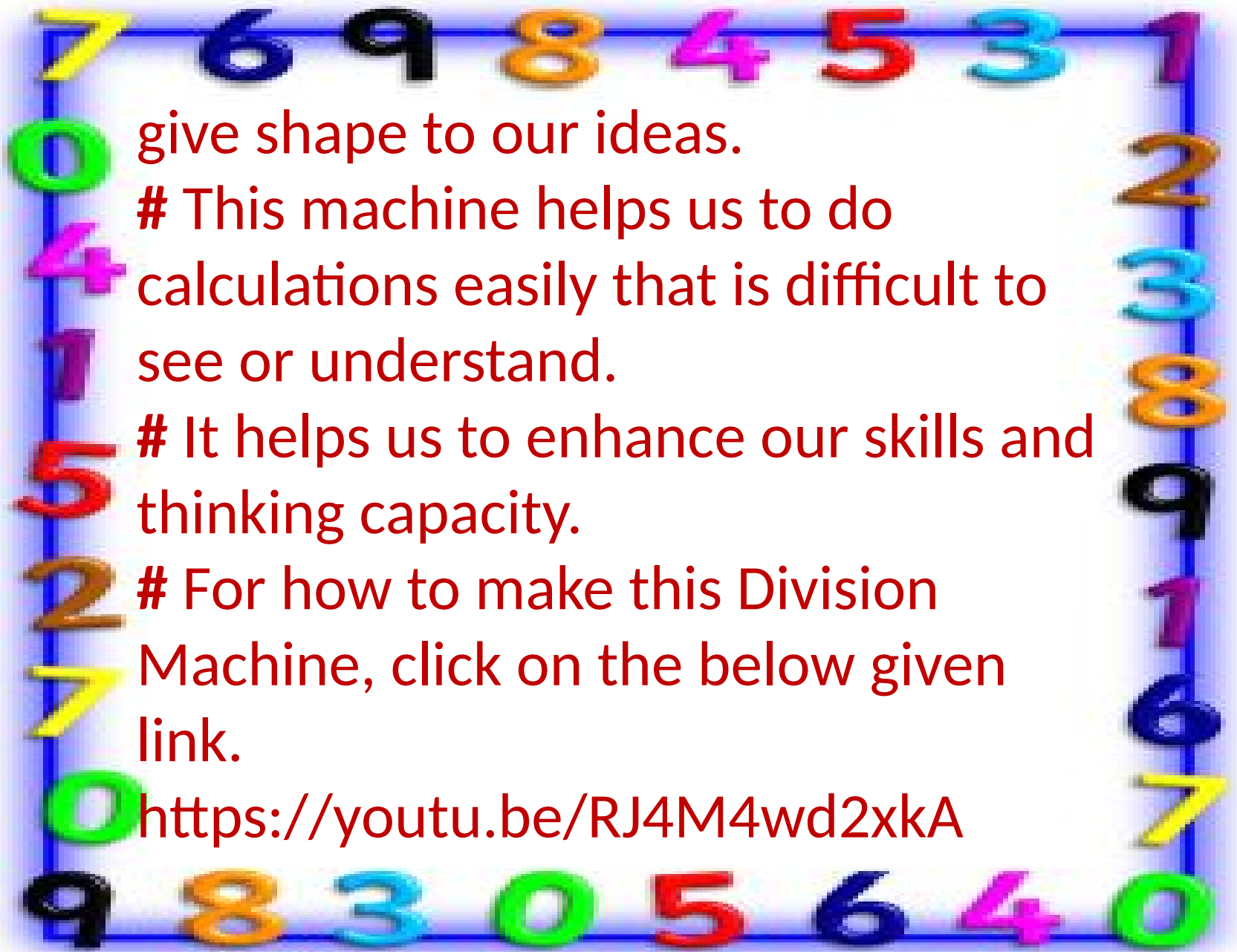
8

9

1

6

7



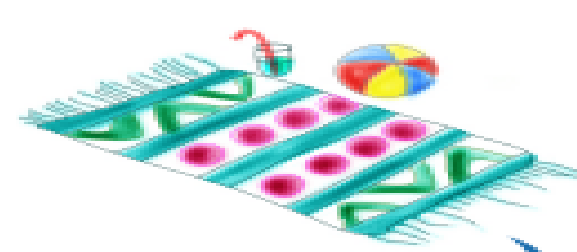
give shape to our ideas.

# This machine helps us to do calculations easily that is difficult to see or understand.

# It helps us to enhance our skills and thinking capacity.


# For how to make this Division Machine, click on the below given link.

<https://youtu.be/RJ4M4wd2xkA>




**WRITING :** Do worksheets 1 to 8 pages of "Fun with learning."

**PROJECT :** Make a garden in a glass pot




Take a wide-mouthed glass pot. Place a layer of gravel very gently on the bottom.

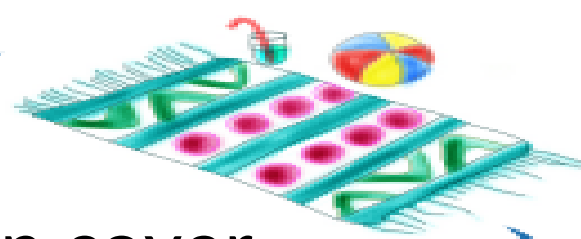
Add a layer of garden soil make small holes in the soil. Now take small indoor plants and plant them. Press the soil around the roots. If your hand does not go into the pot use a spoon or fork. Sprinkle a








little water on top. Keep



the pot uncovered for 1-2 days. Then cover the pot. Keep the pot indoors where it gets sunlight or little water can be sprinkled once in a few months.



**LEARNING** : Revise Pre-mid Syllabus (chapter-1 and 2).

**READING** : Read the chapters-4 and 5. Write new words -- atleast 10 words from each chapter on loose assignmentsheets neatly and clearly.





**WRITING :** Do worksheets 1 to 8 of "FUN WITH LEARNING"

**READING :** Read the Chapters - 4 and 6.

**ACTIVITY :** Prepare a traditional North Indian Cuisine specially of J and K (Rogan Josh, Yakhni, Dum aalo, Rajma, Meetha Baat)

# My School Holiday

also speak few lines about their speciality and make a video (video include your introduction, recipe-making and final view).



**PROJECT :** Make a model of Desert.

Desert in a box).



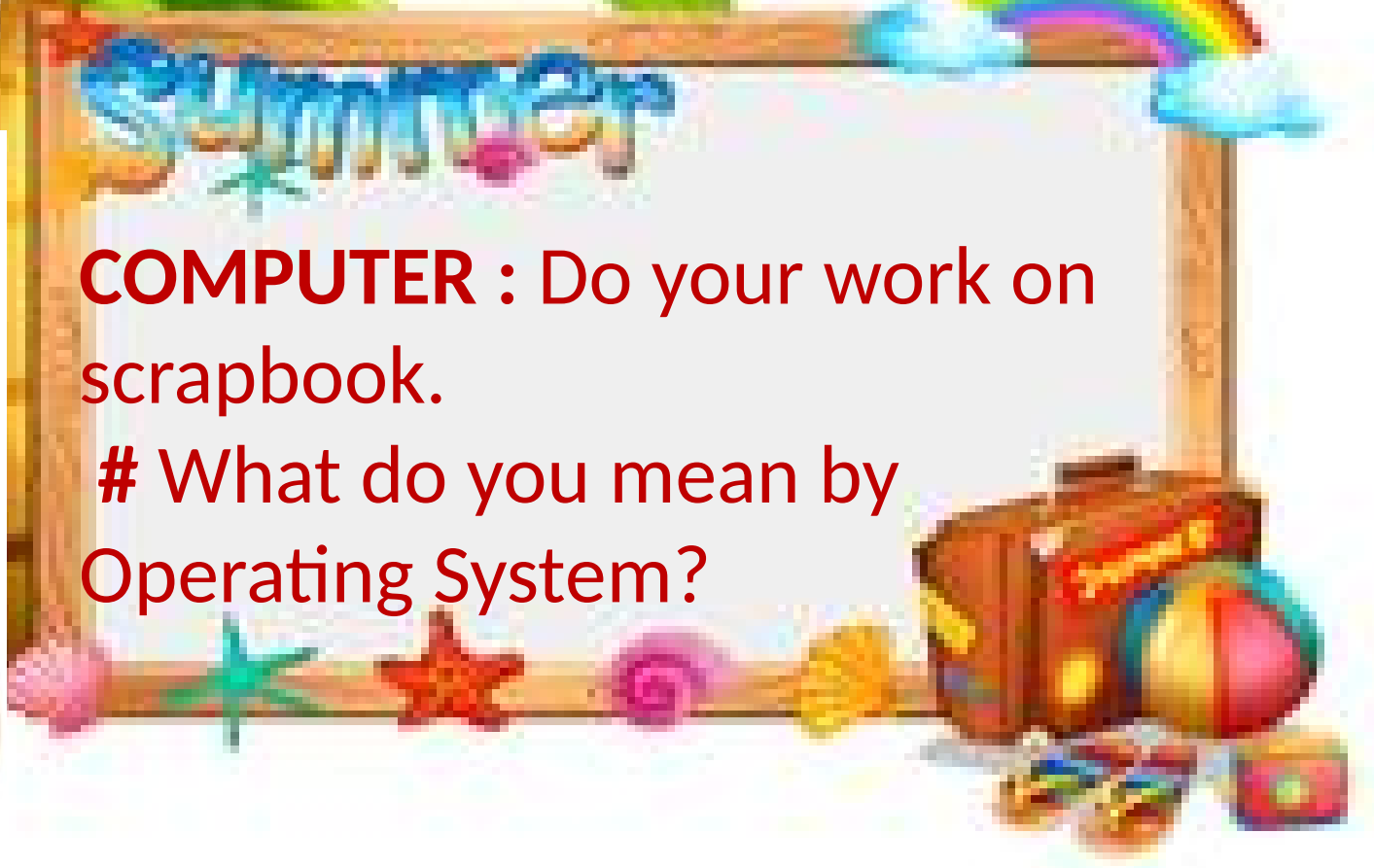


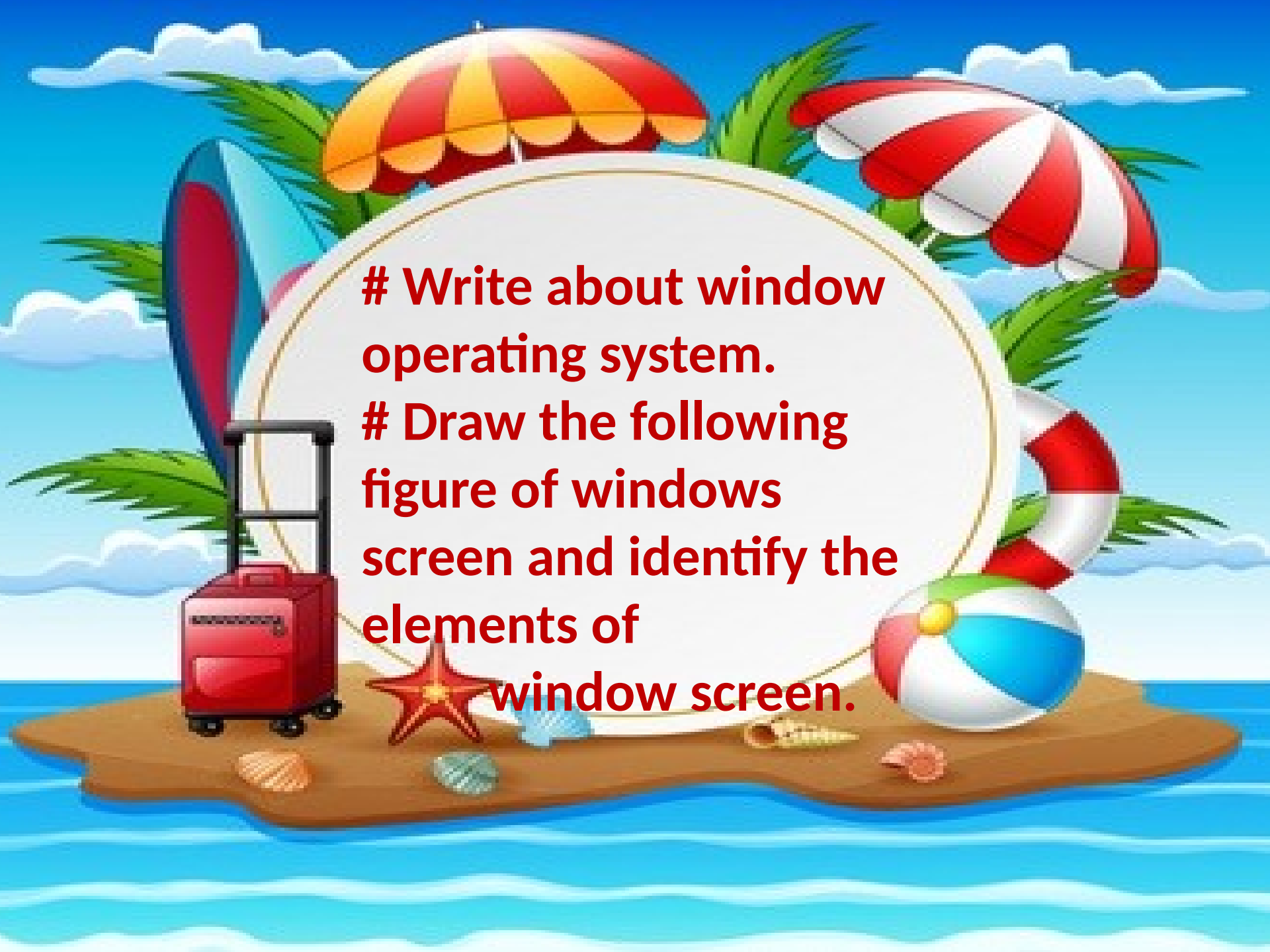
Download from Dreamstime.com  
42515773  
Danyyphoto80 | Dreamstime.com



© CanStockPhoto.com

**COMPUTER** : Do your work on  
scrapbook.  
# What do you mean by  
Operating System?





**# Write about window operating system.**  
**# Draw the following figure of windows screen and identify the elements of window screen.**



Recycle Bin



4:21 PM  
5/9/2017

# ART FEST

**ART :Draw a picture of classical dancer of Tamil Nadu.**



depositphotos

Image ID: 204742912 | www.depositphotos.com

**STAY AT HOME STAY SAFE**

*enjoy*

SUMMER

HOLIDAYS

