



Dr. Aparna Kids Kingdom (The Nursery School)

Session (2024-25)

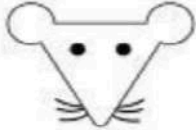



















Class LKG

Holidays' Homework for Winter Vacation




Subject: English

Beginning Sound - Fill in the missing letters.

	<input type="text"/> a t		<input type="text"/> e t
	<input type="text"/> u g		<input type="text"/> a n
	<input type="text"/> o p		<input type="text"/> i g
	<input type="text"/> i n		<input type="text"/> e t
	<input type="text"/> u g		<input type="text"/> a t
	<input type="text"/> i g		<input type="text"/> u p
	<input type="text"/> o g		<input type="text"/> e b
	<input type="text"/> a p		<input type="text"/> a t
	<input type="text"/> o t		<input type="text"/> a n
	<input type="text"/> u g		<input type="text"/> o p



Write the beginning sound of each word:-



a t



e n




o g



i p



o t



a t



a p



e t



u g

Subject: Hindi



वृणो को जोड़कर लिखिए



अ + द + र + क =



ख + ट + म + ल =



श + ल + ग + म =



थ + र + म + स =



त + र + क + स =



उ + प + व + न =



ह + ल + ध + र =



ब + र + त + न =



ब + र + ग + द =

आओ शब्द लिखें

चित्र देखो और शब्द पूरा करो। शब्द पढ़ो।



ग र



क ल



ल म



भ न




ट न








म क

Subject: Maths.



Skip Counting by 1's 

 START	 START	 START	 START	 START
101	111	121	131	141
			132	
	115			145
		127		
				148
109				

A cartoon piggy bank character with large ears, a curly tail, and a friendly expression. It is holding a sign that displays a multiplication table for the number 2. The sign has the title "2 x" and ten rows of multiplication problems, each followed by an equals sign and a blank box for the answer.

2 x

2	x	1	=	<input type="text"/>
2	x	2	=	<input type="text"/>
2	x	3	=	<input type="text"/>
2	x	4	=	<input type="text"/>
2	x	5	=	<input type="text"/>
2	x	6	=	<input type="text"/>
2	x	7	=	<input type="text"/>
2	x	8	=	<input type="text"/>
2	x	9	=	<input type="text"/>
2	x	10	=	<input type="text"/>



Subject: EVS



Revise these topics:

- *Wild Animals*
- *Parts of body*
- *Fruits name*

Note: Dear Students, Kindly revise the topics that are done in the class.



