



STEPHENS INTERNATIONAL PUBLIC SCHOOL

WINTER BREAK (2021-22)

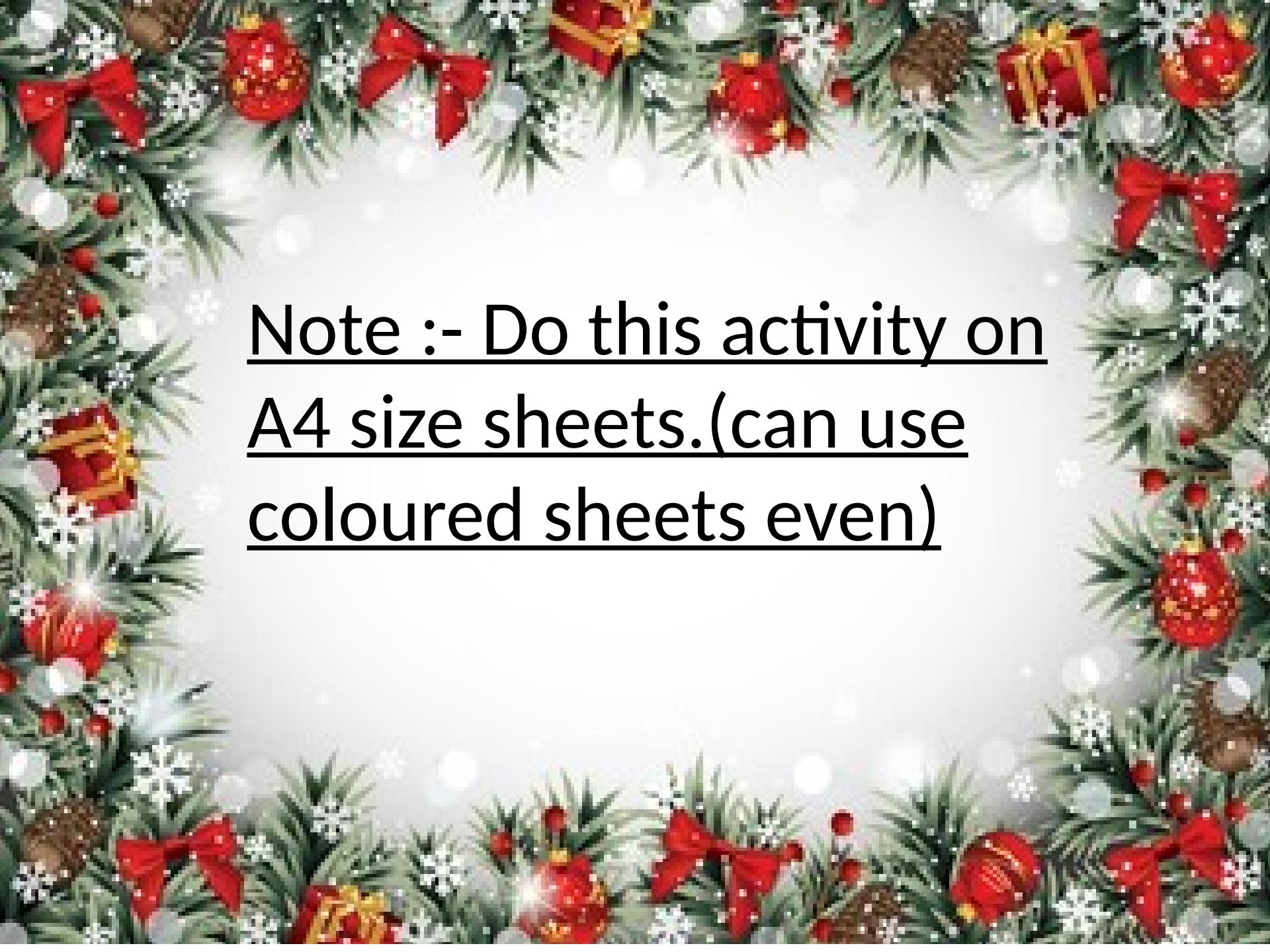
SUBJECT ENRICHMENT ACTIVITIES/ WORK

Class - 4



SUBJECT-ENGLISH

Q. Read Chapter -12, "Crime Never Pays" (Play) thoroughly and then depict the stepwise summary of this play in pictorial form (pictures) along with the moral of the story at the end. It should not be less than 10 sentences. And alongside each sentence beautifully draw or paste the related colourful pictures to make the story more clear for the readers.



Note :- Do this activity on
A4 size sheets.(can use
coloured sheets even)

विषय-हिन्दी



‘ओणम’ त्योहार से संबंधित चित्र बनाएं या चिपकाएं (scrap book) और ओणम त्योहार से संबंधित एक अनुच्छेद लिखें। (50-60 शब्दों में)

SUBJECT-MATHS

Q1. Some letters are given which are numbered 1,2,3,4, and 5. Find the combination of numbers so that letters are arranged accordingly to form a meaningful word.

H	E	W	T	A
1	2	3	4	5

- a) 1,5,2,4,3
- b) 1,2,3,5,4
- c) 3,2,4,5,1
- d) 3,1,2,5,4



Q2. Which of the following options is incorrect?

- a) $1\text{L } 30\text{mL} = 1030\text{mL}$
- b) $2\text{L } 75\text{ mL} = 2075\text{mL}$
- c) $3\text{L } 50\text{mL} = 3500\text{mL}$
- d) $3\text{L } 25\text{ mL} = 3025\text{mL}$

Q3. Which of the two coloured balloons are having sum more than 8500 if they are rounded off to the nearest tens?




- a) Yellow and Orange
- b) Red and Orange
- c) Red and Yellow
- d) None of these

Q4. A television set costs 13 times as much as the cost of given piano keyboard. Find the cost of the television set.

- a) Rs 4788
- b) Rs 7844
- c) Rs 7484
- d) Rs 7488



Q5. How many of the given apples show the common multiples of 3 and 5?



- a) 4
- b) 5
- c) 6
- d) 9

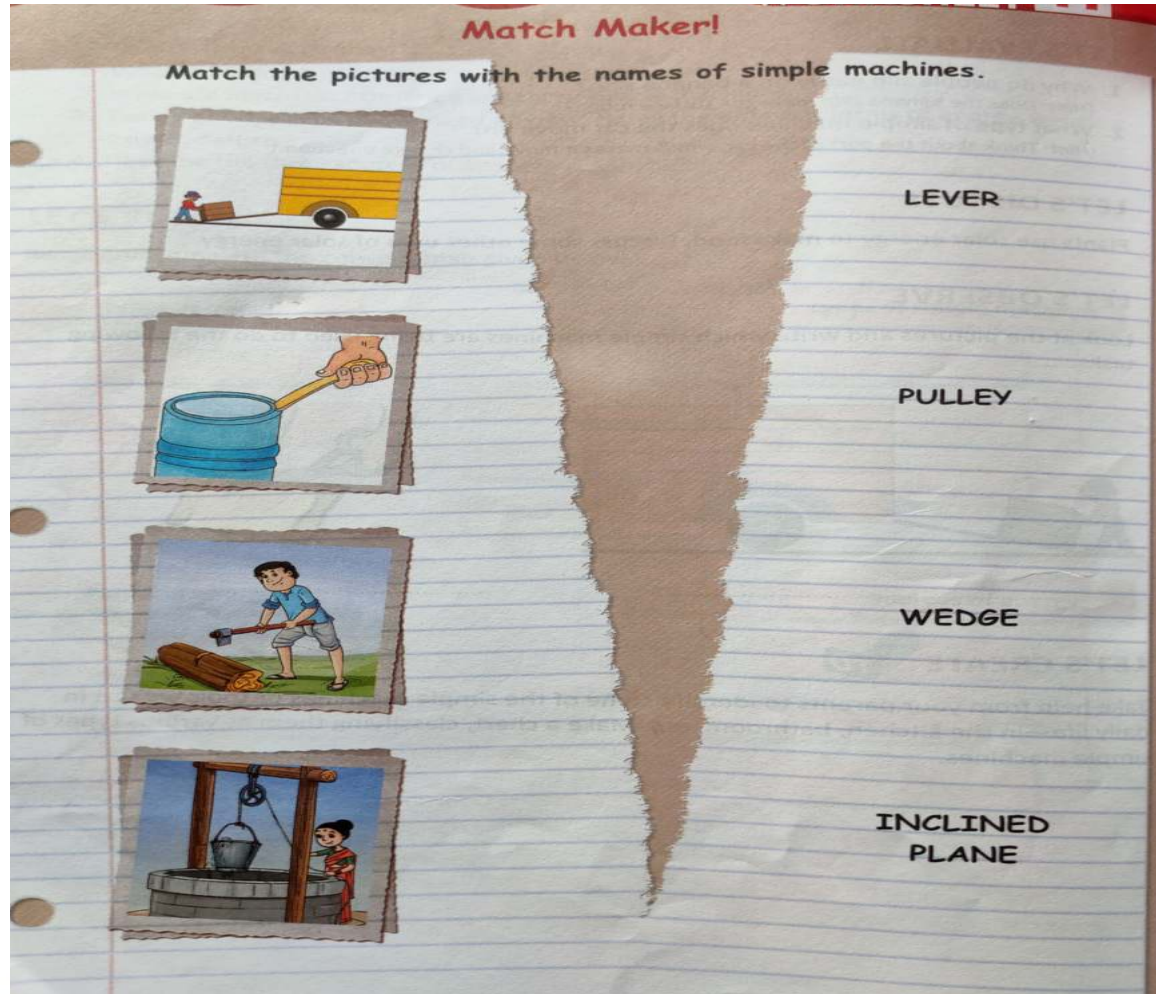


SUBJECT-SCIENCE

Q1.

Match Maker!

Match the pictures with the names of simple machines.



LEVER

PULLEY

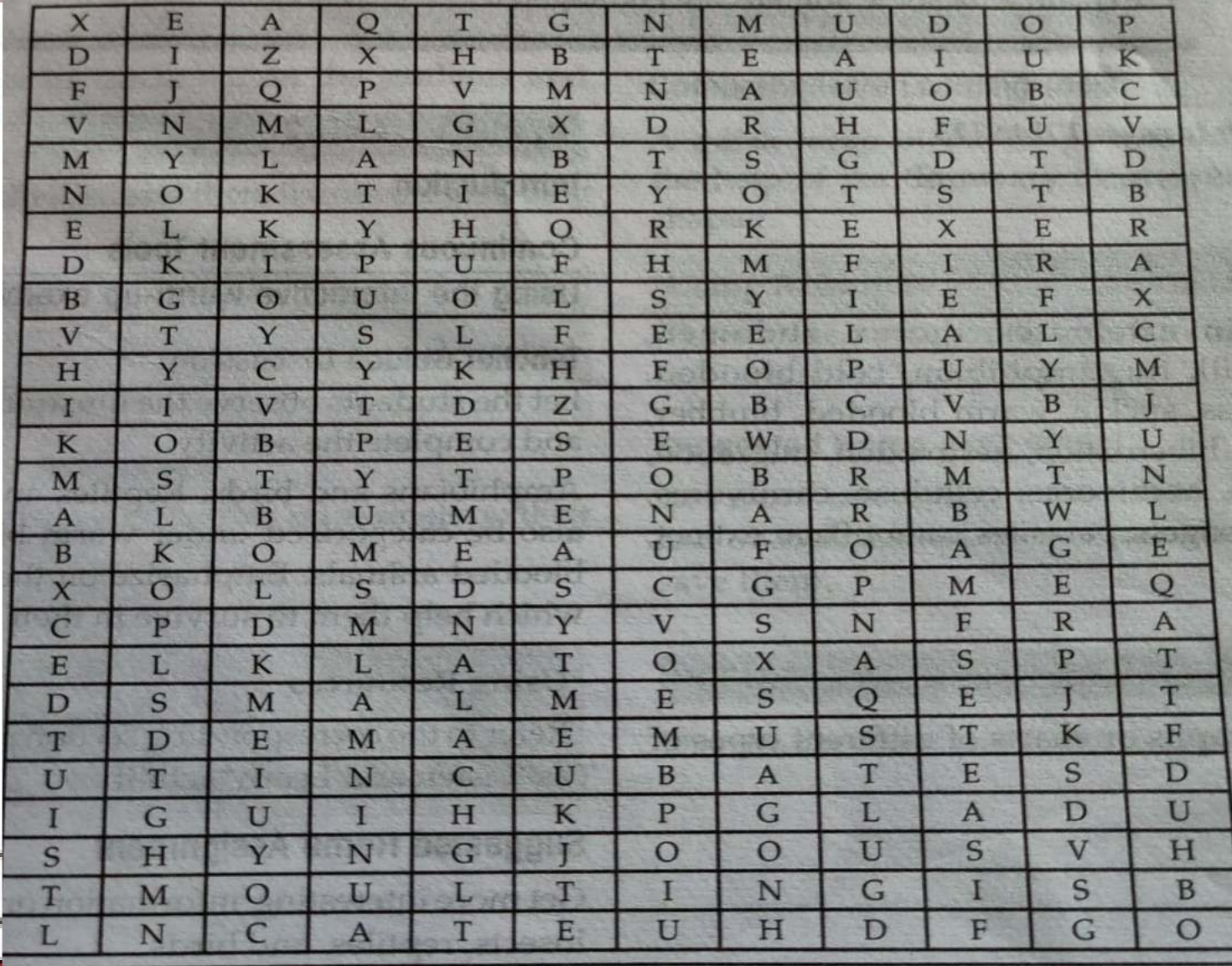
WEDGE

INCLINED PLANE



Q2:- Search the words with the help of the given clues:

- Animals feeding on mother's milk
- Mammal which lays eggs
- Shedding old skin
- Baby Cockroach
- Sit to warm eggs
- Middle part of an egg rich in fat




X	E	A	Q	T	G	N	M	U	D	O	P
D	I	Z	X	H	B	T	E	A	I	U	K
F	J	Q	P	V	M	N	A	U	O	B	C
V	N	M	L	G	X	D	R	H	F	U	V
M	Y	L	A	N	B	T	S	G	D	T	D
N	O	K	T	I	E	Y	O	T	S	T	B
E	L	K	Y	H	O	R	K	E	X	E	R
D	K	I	P	U	F	H	M	F	I	R	A
B	G	O	U	O	L	S	Y	I	E	F	X
V	T	Y	S	L	F	E	E	L	A	L	C
H	Y	C	Y	K	H	F	O	P	U	Y	M
I	I	V	T	D	Z	G	B	C	V	B	J
K	O	B	P	E	S	E	W	D	N	Y	U
M	S	T	Y	T	P	O	B	R	M	T	N
A	L	B	U	M	E	N	A	R	B	W	L
B	K	O	M	E	A	U	F	O	A	G	E
X	O	L	S	D	S	C	G	P	M	E	Q
C	P	D	M	N	Y	V	S	N	F	R	A
E	L	K	L	A	T	O	X	A	S	P	T
D	S	M	A	L	M	E	S	Q	E	J	T
T	D	E	M	A	E	M	U	S	T	K	F
U	T	I	N	C	U	B	A	T	E	S	D
I	G	U	I	H	K	P	G	L	A	D	U
S	H	Y	N	G	J	O	O	U	S	V	H
T	M	O	U	L	T	I	N	G	I	S	B
L	N	C	A	T	E	U	H	D	F	G	O

Q3:- Identify the types of forces and energies for the given examples.

Types of energy/Forces	Examples
M _____	A person lifting heavy bags.
M _____	Playing a tug of war game.
F _____	Writing with a chalk on board.
E _____	Getting shock on wearing woollen clothes.
M _____	The closing of a fridge door.

Q4:- Look at the pictures and write which simple machines are being used to do the following tasks.




ACTIVITY :

Make your own parachutes

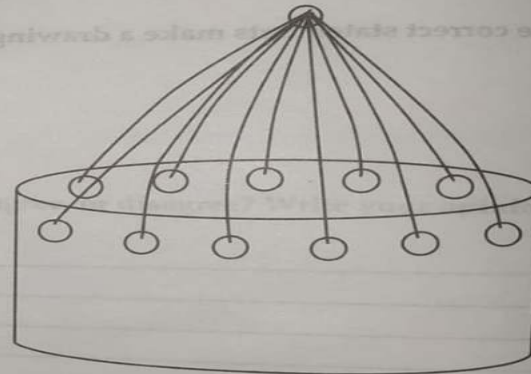
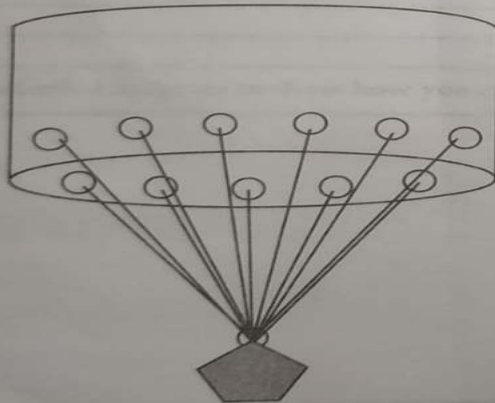
Material: thin poly-bags with the handles cut off to give a plain bag, thread, stones

Method:

Step 1: Punch holes on the edges of the poly-bag (use your pencil) so you can tie the thread like this



Step 2: Tie all the pieces of thread together like this



Step 3: Tie a piece of stone and fly your parachute by throwing it up and watch it float down

SUBJECT-SST.

Q1. MAKE A LIST OF STATES OF INDIA WHERE YOU CAN SEE SNOW DURING WINTER SEASON.

Q2. MAKE A TOY WITH THE HELP OF THE WASTE MATERIAL AND ALSO WRITE FEW LINES ABOUT IT.

(PLASTIC BOXES, BOTTLES, OLD SOCKS ETC).





SUBJECT-COMPUTER

Project work

Make a presentation with 4 slides.

- 1st slide : Insert Textbox then Type your name, class, section and roll no. and apply formatting effects.
- 2nd slide : Type 'Safety Rules' and apply the formatting effects . (Font style, font size font colour etc)



SAFETY ON THE ROAD

- While crossing the road, look on both sides and if it is clear, only then cross the road.
- Use Zebra crossing or Subway to cross the road.
- 3rd slide : Insert Pictures of your choice. (related to Safety Rules)
- 4th slide : Insert shape circles (3 circles) and fill 'red, yellow and green) colour into it. (as traffic lights)

HAVE A HAPPY VACATIONS

STAY AT HOME, STAY SAFE

